






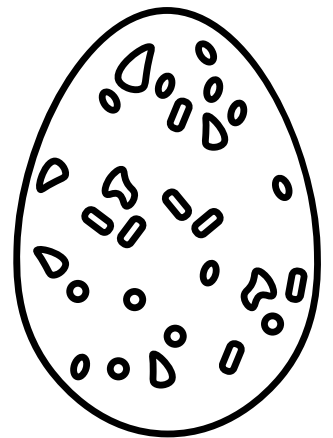


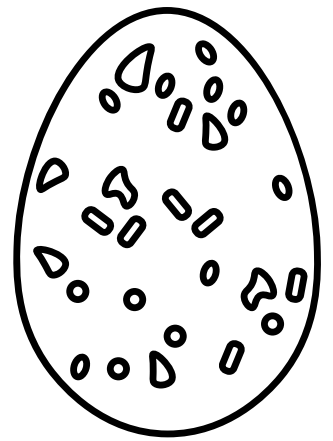
















# 8 ACTIVIDADES SIN ERROR






























1. Recorta cada pieza
2. Agrega velcro suave en la parte trasera de la imagen













1. Recorta cada pieza
2. Agrega velcro suave en la parte trasera de la imagen














1. Recorta cada pieza
2. Agrega velcro suave en la parte trasera de la imagen



1. Recorta cada pieza
2. Agrega velcro suave en la parte trasera de la imagen